



Our Tribute



Quilts of Valour – Canada Society Mission

To ensure that injured Canadian Forces members are recognized for their service and commitment to our country. We give this support through the presentation of quilts to comfort our past and present Canadian Forces members.

President's Message

Hello Everyone,

March already, how has that happened so quickly? I imagine that many of you, like me, are dreaming of Spring. I know from looking at the massive snowbanks outside my house that spring is still a dream (...at least in the Yukon) and that I still have lots of time until the first seed catalogues arrive. Good news, I can keep quilting and plan new projects.

I hope that you were able to participate in our [4th National Sew Day](#) which was held on February 5th, 2022. Our Host, pattern designer extraordinaire, Paul Leger did a wonderful job. Thank you, Paul, and thank you to all of the folks who helped organize this virtual event. A special thank you goes out to the Kanata Quilt Guild who shared their Zoom account for the event allowing us to have a larger group of participants and to Lesley Whitby and Brigid Whitnall who kept us moving. In the breakout rooms we had a chance to chat and show each other what we were working on. During our Show and Tell, many of you shared with us the beautiful quilts and tops that are destined for our veterans. I would also like to say a big, heartfelt thank you to all of our prize sponsors for their support and generosity.

A new Quilts of Valour™ Hug Block Contest was announced during the Sew Day. This contest will run from now until the final day of Quilt Canada (June 18, 2022). Last year's block contest generated 5,375 blocks which is enough blocks to make 179 Quilts of Valour with 5 blocks left over to start another quilt. Thank you to everyone who donated blocks and to those who are assembling them into finished quilts. To learn how you can participate in this year's Hug Block contest please go to the [What's New](#) area of our website (quiltsofvalour.ca) or our [Facebook page](#) for more information.

(...Continued on Page 2)

Table of Contents

President's Message	1
Welcome New QOVC Reps	2
QOVC's 4th National Sew Day	3
AB & N.W.T	5
Aurora ON	6
Sarnia, ON	8
Trenton, ON	9
A Legacy of Love.....	10
Westport, ON	11
Hug Blocks.....	12
Show Your Pride Contest	14
Online Store	15
QOVC Board and Executive.....	16

...continued
President's Message

Quilt Canada is scheduled to be held June 15th to 18th, 2022 in Vancouver, British Columbia. The plans for our booth at Quilt Canada are well underway. Stay tuned for more information as plans unfold and we get closer to the event.

This is our first newsletter under the editorship of Amy Taylor. Thank you Amy, for taking on this challenge.

Enjoy the newsletter everyone, stay safe and Happy Quilting.

Linda Gerein, QOVC™ President
president@quiltsofvalour.ca

Welcome New QOVC Reps

Submitted by Camilla Gallibois,

QOVC™ Membership Coordinator

When new people join a great organization, my heart is filled with love! You are helping so many feel the warmth of gratitude.



Please welcome:

Roxanne Wade—St. John's, NL

Jennifer White—Windsor, ON

Marie-Pier Hampson—Langford, BC

Joan Irving—Nanaimo, BC




2022 Newsletter Schedule

Issue #35 May/22

QOVC British Columbia

Issue #36 Aug/22

CQA Vancouver




QOVC's 4th National Sew Day

Friday the 4th of February was a fantastic QOVC Sew Day. Over 400 quilters registered from coast to coast to coast. We were able to welcome such a large group thanks to the Kanata Quilt Guild. Thank You to our fabulous host Paul Leger. With many new faces joining us it was wonderful to have longtime volunteers Bonnie Frappier and Pam Roberson Rivet share some of their experiences with QOVC over the years. Pattern designer Judy Millard shared some tips and tricks with quilters for Maple Leaf Forever the newest QOVC pattern. Patty Carey left us eagerly awaiting the start of the Northcott *With Glowing Hearts* program.



The highlight of the day was having one of our Quilt of Valour recipients, Canadian Armed Forces Veteran Medic Cousineau, share with us how much he treasures his quilt and the great comfort it brings him. When our quilts are presented, it can be difficult to truly convey to someone who was not there the emotions that are experienced by recipients, family, friends and presenters. Medic certainly had a way with words and there were not too many dry eyes on our zoom screens. We are very grateful that he could share with all of us the impact our quilts have on veterans and how important the work we do truly is.



We were once again overwhelmed by the generous support of our sponsors. Congratulations to our 25 prize winners and a huge thank you to our sponsors: Northcott, Janome, Happy Wife Quilting, BwA Woodturning, H.A. Kidd, Bytome Threads, Silly Moon Quilting Co and Textile Traditions of Almonte.



Thank you to all participants for welcoming us into your sewing room and sharing your inspiring creations. We are already looking forward to next year. Don't forget to mark us in your calendar for the 5th National QOVC Sew Day, the first Friday in February 2023.

Lisa Compton, CD

Vice President



QOVC's 4th National Sew Day

Submitted by [Naomi Babineau](#), ROYQG

This is Region of York Quilt Guild's (ROYQG) second year participating in the virtual Sew Day as a Guild and I must say that it was a great success! We had 29 participants and it was a great day! We got to meet and speak to quilters from across Canada and learn more about our organization and what we do. There were some terrific prizes from QOVC and then some other great ones exclusively for our members.



At last year's Sew Day, our Guild began a "Signature" quilt and low and behold, here it is finished! The blocks were pieced by Leslie Mitchell and signed by members of the guild and their friends. It was then put together by Carol McPherson and quilted by Laura Foster.



Thank you to Deborah Edwards and Northcott Fabrics!



Our members were busy making "Hug" blocks, making challenge quilt blocks, and working on long term projects! I can't wait to show you pictures of what we have accomplished in the next Newsletter!

I thank our members all for their hard work and support! Quilters are the best and I can't wait for next year!

- Naomi Babineau

AB & NWT

Submitted by [Pam Robertson Rivet](#)

Raylene Landry is a Regional Representative in the Peace River area of North Alberta and our northernmost volunteer. She recently made and presented this beautiful Quilt of Valour to Jean (Johnny) Daigle, a Royal Canadian Air Force veteran who, in addition to a posting to Germany, was also part of the North American defense strategy during the Cold War in northern Ontario.

Thank you to everyone who made this presentation possible, and to Raylene for creating this beautiful quilt.

The quilt pattern is Glorious and Free and when you look closely, you'll see that it incorporates a soldier crouching over the maple leaf. It was designed by Brandi Maslowski, Quilter on Fire, and is available in our online store.



If you live in Alberta or NWT and are interested in a role as a Regional Representative, have a wide range of skills including being comfortable with computers, you are a capable organizer who wants to contribute to positive team spirit and the mission of QOVC, and you have 10-20 hours per week to volunteer, please look at our website to see what it's all about at [Join Our Team](#) or reach out directly to pam.robertson@quiltservalour.ca.

Pictured here from the left are nominator Terry Milne, Mr. Daigle, and Raylene Landry, behind Mr. Daigle's Quilt of Valour.

Aurora, ON

Submitted by [Naomi Babineau](#),

Regional Representative

A special honour was bestowed upon us in December 2021 when a Quilt of Valour was presented to 102-Year-Old Sgt. (Ret'd) Graham Clapp, a veteran of the famous 1st Special Service Force.



This Unit was a joint Canadian American assault force which served with great distinction during the Second World War.

Their exploits are legendary, their bravery unmatched. This force struck fear in the hearts of the enemy. In 1944, the Unit was sent to Anzio to flank the German stranglehold on the beachhead. They fought for 99 days never surrendering ground and never failing to achieve their objective. Every member of the Unit was decorated by the United States with the Bronze Star for bravery in action. The Unit was awarded the Congressional Gold Medal by the United States Congress. The unit was disbanded in December of 1944 with most of the Canadian contingent being re-assigned to the 1st Canadian Parachute Battalion. For their determination in battle and their relentless assault against the enemy of the day, they were nicknamed "The Devils Brigade". Sgt. Clapp was also awarded the Legion of Honour by the French Government.



Today, Graham lives alone in his own home. He is visited every day by his 85-year-old neighbour who helps him with chores etc. He has a loving family who make sure he is happy and safe. This gorgeous quilt was pieced by Jennifer Maddock and quilted by Martha Schellingerhoud both of the Region of York Quilters Guild (ROYQG) in Newmarket Ontario.



Sgt (Ret'd) Graham Clapp pictured here presented with his Quilt of Valour by Michael Babineau.

Aurora, ON *...continued*

On the same day we were able to present Sgt. Peter Cuciurean with his Quilt of Valour nearly a year after being nominated. There were several roadblocks including Covid!

Peter has served in the Canadian Armed Forces for nearly 20 years. During his service to Canada, Sgt. Cuciurean was attached to a branch of the Special Forces. He served overseas in Bosnia in 2004, and did two tours in Afghanistan (2006 and 2008). Upon returning to Canada, Peter left the Regular Force to the Reserves and currently serves with the Ontario Regiment, Armoured Division.



Blocks by: ROYQG



Peter is pictured here being presented with his Quilt of Valour alongside his wife Erin.

Sarnia, ON

Submitted by: [Pat More](#)

The Sarnia Quilter's Guild members have been participating in a monthly guild initiative entitled 'Inspired By Shelley' which started in Sept 2020 when the guild went online. Every month, our guild historian Shelley Kossio, shares a photo to use as inspiration to make a 10.5" block. Any style can be used, any technique, the only limitation is that it has to measure 10.5" inches square.

The November photo was of poppies and a WWI soldier's helmet. The quilt is now finished and it will be displayed at our quilt show in 2023 with all the other month's quilts, including those from blocks we are making this year.



After the quilt show, the quilts will be donated to the senior's residences in our community. It is only fitting that this special November quilt be given to a veteran, and we will coordinate with our local QOVC representative, Laverne Phills, to make sure that happens.

Trenton, ON

Submitted by: [Denise Wenzel](#)

OUR SIGNATURE BINDING

If you receive a Quilt of Valour made in Trenton, Ontario, chances are it has a flange binding.



This has become our group's signature and every binding is sewn on with love by Sharon Stewart.

Sharon has been a member of The Trenton Friends of Quilts of Valour for five years.

She joined with her "bestie" Amie Cote one of our wonderful long arm quilters. They served together here in Trenton. Together this dynamic duo have made us one of the most prolific groups in the country.

When a quilt top arrives that doesn't have a binding already, it goes directly to Sharon, it goes directly to Sharon and this is where she shines. She will take the quilt top home and dig through her own fabrics (Sharon's tickle trunk)

to find the best possible match for the quilt.

She assembles the binding and sends the quilt off to the long arm quilters.

Once the quilt is returned Sharon sews on the binding and passes it on to Yvette Chilcott to attach a label.

Sharon spends every sew day attaching binding, she does it beautifully and does it with a smile.

I honestly don't know what we would do without this amazing woman. I am so proud to represent our group and to present such beautifully made and exquisitely finished quilts.



A Legacy of Love

Submitted by: [Denise Wenzel](#)

In our last newsletter I shared the story of MWO Vince Parlee who donated \$1000 after receiving his quilt.

On January 2nd I received a message from his daughter Brenda. Her father had gifted his family with money for Christmas and Brenda wanted to honour her father by matching his \$1000 donation to Quilts of Valour™ to sponsor 4 more quilts.

A few hours later I received another message from Vince's daughter Sheila, who also wanted to honour Vince with her own donation of \$1000.



Vince Parlee with his beloved quilt and treasured family



On January 25th, I received one last message from his daughter letting me know that her father had passed away, she wanted me to know how much his quilt meant to him.

May this dear, sweet man rest in peace knowing that his legacy of kindness and generosity lives on.

-Denise Wenzel,
Trenton Regional Representative

Westport, ON

Submitted by [Cait Maloney](#)

Despite the challenges of the pandemic, 2021 was a very busy year for our group of 30 quilters. We made 124 quilts, presented 94, supplied the Kingston transition centre with 38 quilts for their use and sent 3 quilts to QOV Nova Scotia. Although we are called QOV Westport, our “territory” reaches over a 100km radius from Westport, with our main focus being Kingston.

While all our presentations were memorable, here are two that stand out:

David Nairn of Perth area joined the Canadian Navy in 1947 as an Able Seaman and served for two years in the Korean conflict. He retired as a Lieutenant Commander after 39 years of service to Canada. Despite having been retired for over 35 years, Commander Nairn is still very passionate about the need for the Canadian Armed Forces to care for its serving and retired members.

Corporal (Ret'd) Don Bain served in the Army for over 40 years. He started with the Brockville Rifles before enlisting in the regular Army and was involved in the FLQ crisis. Although he never left Canada, he served all over the country. Until recently, Don has been very active in the Legion and still hosts occasional coffee mornings for other local veterans. Don said that receiving his Quilt of Valour meant more than his military honours because it came from the Canadians he served.

Since he lives in Brockville, Don was very pleased to receive a lovely "Broken Plates" quilt designed and hand quilted by Don Bennett of Brockville.



LCdr (Ret'd) David Nairn loved his patriotic quilt made by Betty Letendre, Donna Easter and Donna Jenkins.


Corporal (Ret'd) Don Bain



Hug Blocks

2022 Hug Blocks are here!

The New [2022 Hug Blocks](#) were released just in time for the 4th Annual Sew Day. It has been great to see our volunteers already sharing their photos on the QOVC Facebook page. 2021 was a record year for Hug Block submissions and with the start of our newest contest *Show Your Canadian Pride* we are hoping to set another record. Hug Blocks are a great opportunity to use any Northcott Oh Canada smaller pieces you have in your stash or you can support QOVC by purchasing the fat quarter bundles from the QOVC [online store](#).



Mini Bento



Cottage Cabin



Stash Buster Stripes

It is truly amazing when a completed Hug Block quilt comes together and a veteran is wrapped in a hug that is truly from across the nation. Special thanks to Lezley Zwaal for once again designing the 2022 block patterns and to our Hug Block coordinator Pamela Holmes who makes all the magic happen behind the scenes.

Lisa Compton, CD

Vice President & Materials Procurement

...continued

Hug Blocks

PROUD MAPLE LEAF

The Proud Maple Leaf Block can be made with any fabric on a white or cream background fabric. You can certainly use the Northcott OH CANADA fabric.

The Proud Maple Leaf Block uses the pattern of the [Hug Block Maple Leaf](#)

Make your Hug Blocks from any of the patterns found on our [Hug Blocks](#) website.

PLEASE– USE ONLY the Northcott Stonehenge OH CANADA lines of fabric for these blocks. This makes it possible to mix blocks from across the country!
Do Not write on your block.

Please include your Name and Address with your block.

Mail your blocks to:

QOV– HUG BLOCKS
7419 187 ST NW
EDMONTON, AB
T5T 5W4

For more information, please email:

Hugblocks@quiltsOfValour.ca


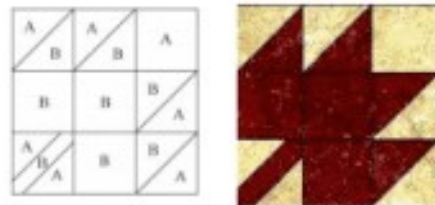
MAPLE LEAF 9" BLOCK

1. FABRIC REQUIREMENTS:

- 2 – 4" squares light fabric A
- 2 – 4" squares dark fabric B
- 1 – 12" X 3 ½" strip dark fabric B, cut into 3 – 3 ½" squares
- 2 – 3 ½" squares light fabric A
- 1 – 1 ⅛" X 5 ¾" strip Fabric B for Stem

2. FABRIC CUTTING:

Using the 4" squares make 4 Half Square Triangles (HST):
Put one fabric A & one fabric B 4" square **right sides together**. Mark the diagonal on the fabric A.



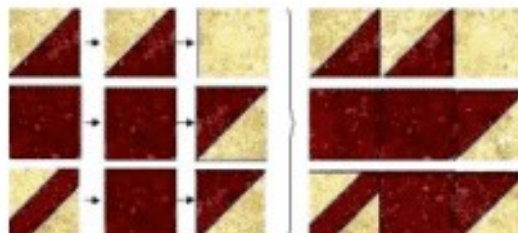
SEW ¼" **ON BOTH** sides of diagonal. Cut on the marked diagonal. Press to dark.

3. LEAF STEM:

Turn under the long sides of Fabric B 5 ¾" strip. Appliqué it to one 3 ½" Fabric A square on the diagonal.

4. BLOCK CONSTRUCTION:

Sew three rows as shown.
Please do not trim.



Mail your blocks to:
QOV – HUG BLOCKS, 18604 81 AV NW,
EDMONTON AB T5T 1G1
For more information, please email:
HugsBlocks@QuiltsOfValour.ca
Let us know if you would like a set of blocks to complete a Quilt of Valour.



SHOW YOUR CANADIAN PRIDE CONTEST 2022



To enter the Show Your Canadian Pride Contest:

If you need the OH CANADA FABRIC, you can purchase QOVC bundles from the [online store](#). Make your Hug Blocks and Proud Maple Leaf Blocks and mail them in or drop them off at the QOVC Booth – CQA Vancouver.

For each Proud Maple Leaf or Hug Block received before 18th June 2022, you will receive entry into the contest.

1 Block = 1 Chance to Win

5 Blocks = 5 Chances to Win

More Blocks = More Chances to Win!!

WINNER will be drawn 18th June, 2022



SHOW YOUR CANADIAN PRIDE CONTEST 2022



PROUD MAPLE LEAF

The Proud Maple Leaf Block can be made with any fabric on a white or cream background fabric. You can certainly use the Northcott OH CANADA fabric.

The Proud Maple Leaf Block uses the pattern of the Hug Block Maple Leaf https://www.quiltsofvalour.ca/_files/ugd/6c4a3a_493259ec0f14f42fi8251cb9ba72b1b67.pdf

MAPLE LEAF 9" BLOCK

- FABRIC REQUIREMENTS:
 - 2 - 4" squares light fabric A
 - 2 - 4" squares dark fabric B
 - 1 - 12" x 3 1/2" strip dark fabric B, cut into 3 - 3 1/2" squares
 - 2 - 3 1/2" squares light fabric A
 - 1 - 1 1/2" x 3 1/2" strip fabric B for stem

- FABRIC CUTTING:
 - Using the 4" squares make 4 Half Square Triangles (HST). Place fabric A on one fabric B 4" square right sides together. Mark the diagonal on the fabric A.

- SEW 1/2" ON BOTH sides of diagonal. Cut on the marked diagonal. Press to dark.

- LEAF STEM:
 - Turn under the long sides of fabric B 5 1/2" strip. Applique it to one 3 1/2" fabric A square on the diagonal.

- BLOCK CONSTRUCTION:
 - Sew three rows as shown. Please do not trim.



Mail your blocks to:
QOVC - HUG BLOCKS
7419 187 ST NW
EDMONTON AB T5T 5W4

HUG BLOCKS

Make your Hug Blocks from any of the patterns found on our website: <https://www.quiltsofvalour.ca/hug-block-patterns>

PLEASE - USE ONLY the Northcott Stonehenge OH CANADA lines of fabric for these blocks. This makes it possible to mix blocks from across the country! Do Not write on your block. Please include your Name and Address with your block.

Mail your blocks to:
QOVC - HUG BLOCKS
7419 187 ST NW
EDMONTON AB T5T 5W4

For more information, please email: Hugblocks@quiltsofvalour.ca

CANADIAN PRIDE CONTEST

To enter the Show Your Canadian Pride Contest:

If you need OH CANADA fabric you can purchase QOVC Bundles from:

<https://www.quiltsofvalour.ca/online-store>

Make your Hug Blocks and Proud Maple Leaf Blocks and mail them in or drop off at QOVC Booth during CQA in Vancouver.

For each Proud Maple Leaf or Hug Block received before 18 June 2022 you will be entered in the draw.

One Block = 1 Chance to Win

Five Blocks = 5 Chances to WIN

More Blocks = More Chances to WIN!

The PRIZE is a Janome 3160 QOVC Sewing Machine. WINNER will be Drawn June 18th 2022



It's bundles galore at the [online store!](#)

We have lots of beautiful bundles for sale

Valour Bundle

Service Bundle

Anniversary Bundle

Both the Valour Bundle and the Service Bundle come with beautiful appliques.

Shipping and tax included \$25.

Purchasing products from the QOVC [online store](#) is a fantastic way to support Quilts of Valour Canada.

Much gratitude to those who have continued to support us as we transition through our second year.

Claire Vanston

Online Store Volunteer



\$25
Free
Shipping

QOVC
ONLINE
STORE



Featuring Northcott Oh Canada 10th Anniversary Edition
These fabrics are highlighted in 2022 Hug Blocks and can be used in all
QOVC Hug Block patterns or any of your quilting projects.
Anniversary Bundle includes: 5 Canadian fat quarters (1/4m).

<https://www.quiltsofvalour.ca/online-store>

Board of Directors

President	Linda Gerein linda.gerein@quiltsofvalour.ca
Vice Presidents	Don Oliphant brenda-don.oliphant@quiltsofvalour.ca Lisa Compton lisa.compton@quiltsofvalour.ca
Treasurer / Finance Officer	Jennifer Laviolette treasurer@quiltsofvalour.ca
Secretary	Jennifer Owens secretary@quiltsofvalour.ca
Past President	Vacant

Executive

Fabric Procurement Coordinator	Lisa Compton procurement@quiltsofvalour.ca
Fundraising Coordinator	Bernice Holman bernice.holman@quiltsofvalour.ca
Hug Blocks Coordinator	Pamela Holmes hugblocks@quiltsofvalour.ca
Marketing and Promotions	Deborah Edwards marketing@quiltsofvalour.ca
Membership Coordinator	Camilla Gallibois membership@quiltsofvalour.ca
Newsletter Editor	Amy Taylor newsletter@quiltsofvalour.ca
Policy, Procedures and Bylaws	Don Oliphant bylaws.policiesandpr@quiltsofvalour.ca
Public Relations	Vacant
Quilt Label Coordinator	Jacquie Fuller labels@quiltsofvalour.ca
Social Media Coordinator	Victoria Cook social.media@quiltsofvalour.ca
Special Projects	Vacant
Technical Support - google	Jason Graham support@quiltsofvalour.ca
Translation Coordinator	Shanie Ste-Marie shanie.stemarie@quiltsofva
Webmaster	Vicki Veilleux webmaster@quiltsofvalour.ca

Executive

Regional Coordinator Team 1	Ron Weeks ron.weeks@quiltsofvalour.ca
Regional Coordinator Team 2	Marcie Erick marcie.erick@quiltsofvalour.ca
Regional Coordinator Team 3	Elizabeth Seamans elizabeth.seamans@quiltsofvalour.ca
Regional Coordinator Team 4	<i>Don Oliphant</i> brenda-don.oliphant@quiltsofvalour.ca
Regional Coordinator Team 5	Mary Ewing mary.ewing@quiltsofvalour.ca
Regional Coordinator Team 6	Pam Robertson Rivet Pam.robertson@quiltsofvalour.ca

